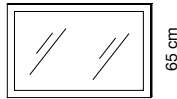


NOUVEAU !



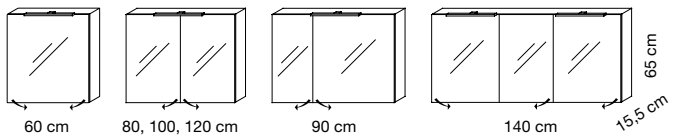
luciole

MIROIRS




60, 80, 90, 100, 120, 140 cm
Eclairage LED

ARMOIRES



Eclairage LED

TABLES

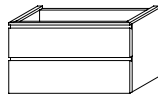


60, 80, 90, 100, 120, 140 cm
Simple vasque

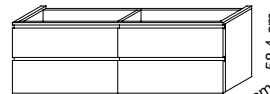


120, 140 cm
Double vasque

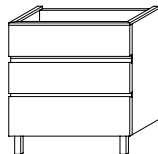
MEUBLES



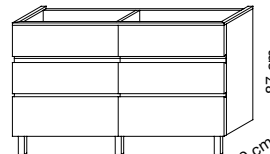
60, 80, 90, 100, 120 cm



120, 140 cm



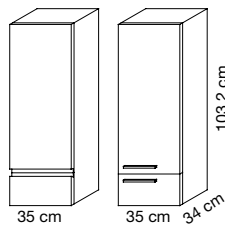
60, 80, 90, 100, 120 cm



120, 140 cm

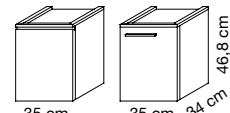
Meuble laqué : poignée intégrée ou poignée métal
Meuble mélaminé : poignée métal
Meuble massif : poignée chêne massif ou poignée intégrée

COLONNES



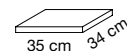
Gauche ou droite

DEMI-COLONNES



Gauche ou droite

PLATEAU pour demi-colonne

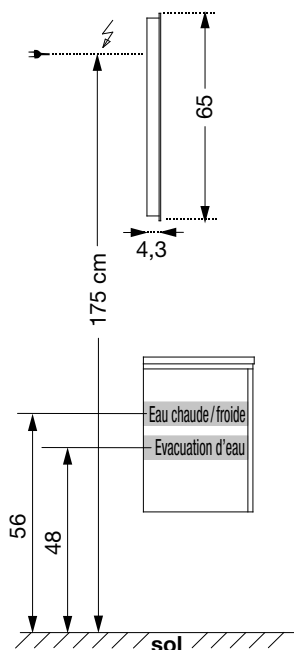


**DISPONIBLE
À PARTIR DE MARS 2018**

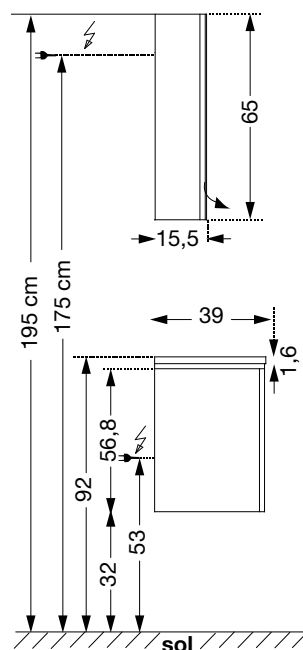
LUCIOLE

Luciole

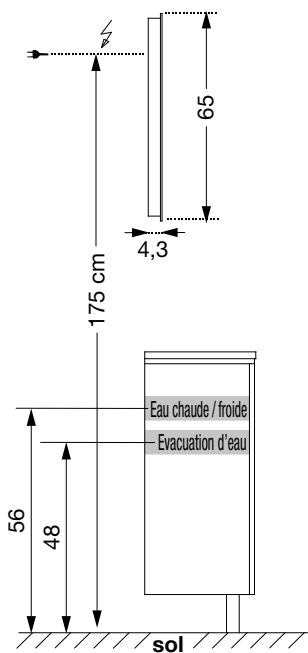
Prévoir sortie de fils à 1,75 m du sol. Vide sanitaire : 7 cm.
- Notices de montage disponibles sur sanijura.fr -



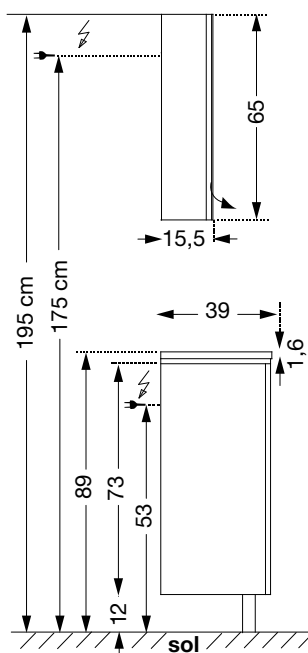
**2 niveaux de rangement
+ miroir**



**2 niveaux de rangement
avec LED + armoire**



**3 niveaux de rangement
+ miroir**



**3 niveaux de rangement
avec LED + armoire**

Renforts pour meubles massifs.

